



## 8000W High-power 8KP Series TVS Diode 8KP22A Axial Lead Transient Voltage Suppressor

### Basic Information

- Place of Origin: Shenzhen, Guangdong, China
- Brand Name: SOCAY
- Certification: UL, REACH, RoHS, ISO
- Model Number: 8KP22A
- Minimum Order Quantity: 250PCS
- Price: Negotiable
- Delivery Time: 5-8 work days



### Product Specification

- Product Name: TVS Diodes
- Package Type: R6/P600
- Vrwm: 22.0V
- Vbr@It (Min.): 24.4V
- Vbr@It (Max.): 26.9V
- It: 5mA
- Vc@Ipp: 35.5V
- Ipp: 225A
- Ir@Vrwm: 5μA
- Storage Temperature Range: -55 To +150

## Product Description

### 8000W High-power 8KP Series TVS Diode 8KP22A Axial Lead Transient Voltage Suppressor

**DATASHEET:** [8KP Series\\_v2309.1.pdf](#)

#### Description:

The 8KP series is designed specifically to protect sensitive electronic equipment from voltage transients induced by lightning and other transient voltage events.

Part Number		Reverse Stand-Off Voltage $V_{RWM}$ (V)	Breakdown Voltage $V_{BR}$ (V) @ $I_T$		Test Current $I_T$ (mA)	Maximum Clamping Voltage $V_C$ (V) @ $I_{PP}$	Maximum Peak Pulse Current $I_{PP}$ (A)	Maximum Reverse Leakage $I_R$ ( $\mu A$ ) @ $V_{RWM}$
Uni	Bi		MIN	MAX				
8KP18A	8KP18CA	18	20.0	22.1	5	29.2	273.9	5
8KP20A	8KP20CA	20	22.2	24.5	5	32.4	246.9	5
8KP22A	8KP22CA	22	24.4	26.9	5	35.5	225	5
8KP24A	8KP24CA	24	26.7	29.5	5	38.9	206	5
8KP30A	8KP30CA	30	33.3	36.8	5	48.4	165	5
8KP33A	8KP33CA	33	36.7	40.6	5	53.3	150	5
8KP36A	8KP36CA	36	40.0	44.2	5	58.1	148	5
8KP40A	8KP40CA	40	44.4	49.1	5	64.5	124	5
8KP43A	8KP43CA	43	47.8	52.8	5	69.4	115	5
8KP45A	8KP45CA	45	50.0	55.3	5	72.7	110	5
8KP48A	8KP48CA	48	53.3	58.9	5	77.4	103.4	5
8KP51A	8KP51CA	51	56.7	62.7	5	82.4	97.1	5

#### Features:

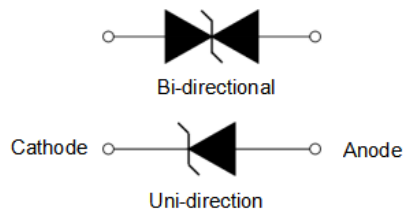
- u Glass passivated chip junction in P600 Package
- u Low leakage
- u Uni and Bidirectional unit
- u Excellent clamping capability
- u 8000W Peak power capability at 10 × 1000 $\mu s$  waveform Repetition rate (duty cycle):0.01%
- u Fast response time
- u RoHS compliant

#### Applications:

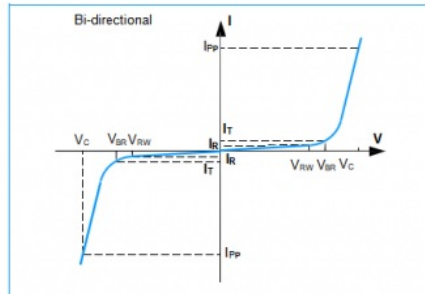
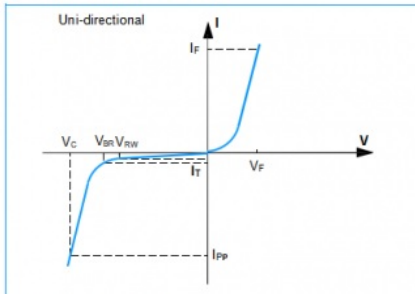
TVS devices are ideal for the protection of I/O interfaces, VCC bus and other vulnerable circuits used in Telecom, Computer, Industrial and Consumer electronic applications .

Parameter	Symbol	Value	Unit
Peak Pulse Power Dissipation with a 10/1000 $\mu s$ waveform (Fig.1)(Note 1), (Note 2)	$P_{PPM}$	8000	Watts
Peak Pulse Current with a 10/1000 $\mu s$ waveform.(Note1, Fig.3)	$I_{PP}$	See Next Table	Amps
Power Dissipation on Infinite Heat Sink at $T_L=75^\circ C$	$P_{M(AV)}$	8.0	Watt
Peak Forward Surge Current, 8.3ms Single Half Sine Wave (Note 3)	$I_{FSM}$	500	Amps
Operating junction and Storage Temperature Range.	$T_J, T_{STG}$	-55 to +150	$^\circ C$

## Functional Diagram



## I-V Curve Characteristics



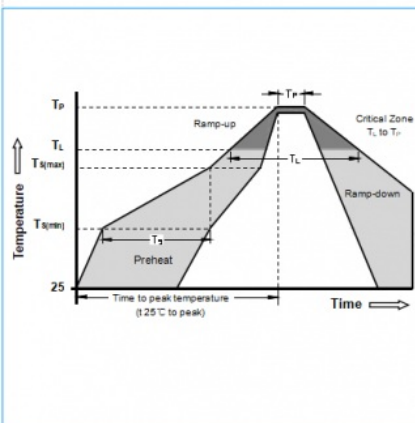
## Physical Specifications

Weight	0.007 ounce, 0.21 gram
Case	JEDEC DO-214AB Molded Plastic over glass passivated junction
Polarity	Color band denotes cathode except Bipolar
Terminal	Matte Tin-plated leads, Solderable per JESD22-B102D

## Environmental Specifications

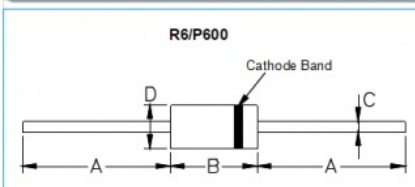
Temperature Cycle	JESD22-A104
Pressure Cooker	JESD22-A102
High Temp. Storage	JESD22-A103
HTRB	JESD22-A108
Thermal Shock	JESD22-A106

## Soldering Parameters



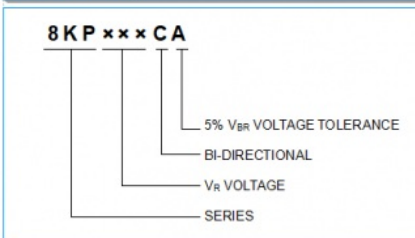
Reflow Condition		Lead-free assembly
Pre Heat	-Temperature Min ( $T_{s(min)}$ )	150°C
	-Temperature Max ( $T_{s(max)}$ )	200°C
	-Time (min to max) ( $T_s$ )	60 - 180 Seconds
Average ramp up rate (Liquidus Temp $T_L$ ) to peak		3°C/second max
$T_{s(max)}$ to $T_L$ - Ramp-up Rate		3°C/second max
Reflow	-Temperature ( $T_L$ ) (Liquidus)	217°C
	-Time (min to max) ( $T_L$ )	60 - 150 Seconds
Peak Temperature ( $T_P$ )		260 +0/-5°C
Time within 5 °C of actual peak Temperature ( $t_p$ )		20 - 40 Seconds
Ramp-down Rate		6°C/second max
Time 25°C to peak Temperature ( $T_P$ )		8 minutes Max
Do not exceed		280°C

## Dimensions

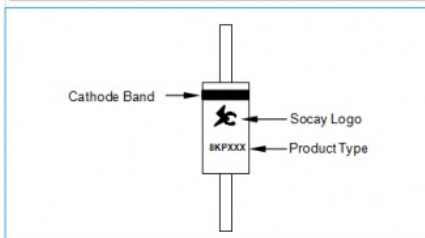


Dimensions	Inches		Millimeters	
	Min	Max	Min	Max
A	1.000	-	25.40	-
B	0.340	0.360	8.64	9.14
C	0.048	0.052	1.22	1.32
D	0.340	0.360	8.64	9.14

## Part Numbering



## Part Marking



Packaging			
Part Number	Component Package	Quantity	Packaging Option
8KP Series	R6/P600	250 PCS	Box
Packaging Dimensions Unit: Inches (Millimeters)			

SOCAY owns the rights to a number of patents, trademarks, copyrights, trade secrets, and other intellectual property.

SOCAY reserves the right to make changes without further notice to any products herein.

SOCAY makes no warranties, representations or warranties as to the fitness of its products for any particular purpose, and disclaims any liability.

The parameters provided in the SOCAY datasheet specification may vary from application to application, and the actual performance may vary over time. All operating parameters must be verified by the customer's technical expert before application.

Any and all responsibilities and liabilities are disclaimed if any item under this notice of warning is not complied with.