



## 82V Radial Lead Metal Oxide Varistor MOV 05D820K / 05D820KJ $\Phi$ 5mm Package Type

Our Product Introduction

### Basic Information

- Place of Origin: Shenzhen, Guangdong, China
- Brand Name: SOCAY
- Certification: UL,REACH,RoHS,ISO
- Model Number: 05D820K/05D820KJ
- Minimum Order Quantity: 1000PCS
- Price: Negotiable
- Packaging Details: AMMO packing taping bulk
- Delivery Time: 1-2weeks



### Product Specification

- Key Words: Metal Oxide Varistor
- Size:  $\Phi$ 5mm
- VAC: 50V
- VDC: 65V
- Varistor Voltage: 82(74~90)V
- IP: 5A
- VC: 145V
- Rated Power: 0.1W
- Mounting Type: THT
- Highlight: **82V Metal Oxide Varistor,  
Radial Lead Metal Oxide Varistor, 05D820K**



### More Images



for more products please visit us on [socaydiode.com](http://socaydiode.com)

## Product Description

82V Radial Lead Metal Oxide Varistor MOV 05D820K / 05D820KJ  $\Phi$ 5mm Package Type

**DATASHEET:** [05D Series\\_v2306.1.pdf](#)

### MOV /MLV Varistor Classification:

SMD:0402,0603,0805,1206,1210,1812,2220

DIP:5D,7D,10D,14D,20D,25D,32D

Current:1A~15KA

The smaller the size, the lower the price,

The lower the throughput, the larger the size,

The higher the throughput, the more expensive,

The higher the voltage, the thicker the tube.

Response time $\leq$ 10NS

Type Number		Maximum Allowable Voltage		Varistor Voltage	Maximum Clamping Voltage		Withstanding Surge Current				Maximum Energy (10/1000 $\mu$ s)		Rated Power	Typical Capacitance (Reference)
Stand ard	High Surge	V <sub>AC</sub> (V)	V <sub>DC</sub> (V)	V <sub>0.1mA</sub> (V)	I <sub>p</sub> (A)	V <sub>C</sub> (V)	I(A) Standard		I(A) High Surge		J) Stand ard	J) High Surge	W)	@1KHZ (pf)
							1 Time	2 Time s	1 Time	2 Time s				
05D180K	05D180KJ	11	14	18(15~21.6)	1	40	100	50	250	125	0.4	0.6	0.01	1400
05D220K	05D220KJ	14	18	22(19.5~26)	1	48	100	50	250	125	0.5	0.7	0.01	1150
05D270K	05D270KJ	17	22	27(24~30)	1	60	100	50	250	125	0.6	0.9	0.01	930
05D330K	05D330KJ	20	26	33(29.5~36.5)	1	73	100	50	250	125	0.8	1.1	0.01	760
05D390K	05D390KJ	25	31	39(35~43)	1	80	100	50	250	125	0.9	1.2	0.01	640
05D470K	05D470KJ	30	38	47(42~54)	1	104	100	50	250	125	1.1	1.5	0.01	530
05D560K	05D560KJ	35	45	56(50~62)	1	123	100	50	250	125	1.3	1.8	0.01	450
05D680K	05D680KJ	40	56	68(61~75)	1	150	100	50	250	125	1.6	2.2	0.01	370
05D820K	05D820KJ	50	65	82(74~90)	5	145	400	200	800	600	2.5	4.0	0.1	300
05D101K	05D101KJ	60	85	100(90~110)	5	177	400	200	800	600	3.0	4.1	0.1	250
05D121K	05D121KJ	75	100	120(108~132)	5	210	400	200	800	600	4.0	4.9	0.1	210
05D151K	05D151KJ	95	125	150(135~165)	5	260	400	200	800	600	4.1	6.5	0.1	165
05D181K	05D181KJ	115	150	180(162~198)	5	320	400	200	800	600	4.9	7.5	0.1	140
05D201K	05D201KJ	130	170	200(180~220)	5	355	400	200	800	600	6.5	8.5	0.1	125
05D221K	05D221KJ	140	180	220(198~242)	5	380	400	200	800	600	7.5	9.0	0.1	110
05D241K	05D241KJ	150	200	240(216~264)	5	415	400	200	800	600	8.0	10.5	0.1	100
05D271K	05D271KJ	175	225	270(243~297)	5	475	400	200	800	600	8.5	11.0	0.1	95
05D301K	05D301KJ	190	250	300(270~330)	5	520	400	200	800	600	9.0	12.0	0.1	85
05D331K	05D331KJ	210	275	330(297~363)	5	570	400	200	800	600	9.5	13.0	0.1	75
05D361K	05D361KJ	230	300	360(324~396)	5	620	400	200	800	600	10.0	16.0	0.1	70
05D391K	05D391KJ	250	320	390(351~429)	5	675	400	200	800	600	12.0	17.0	0.1	65
05D431K	05D431KJ	275	350	430(387~473)	5	745	400	200	800	600	13.0	20.0	0.1	60
05D471K	05D471KJ	300	385	470(423~517)	5	810	400	200	800	600	15.0	21.0	0.1	55
05D511K	05D511KJ	320	415	510(459~561)	5	845	400	200	800	600	16.0	22.5	0.1	50
05D561K	05D561KJ	350	460	560(504~616)	5	920	400	200	800	600	16.0	24.0	0.1	50

05D62 1K	05D62 1KJ	385	505	620(558 ~682)	5	102 5	400	200	800	600	21.0	25.0	0.1	40
05D68 1K	05D68 1KJ	420	560	680(612 ~748)	5	112 0	400	200	800	600	21.0	29.0	0.1	35
05D75 1K	05D75 1KJ	460	615	750(675 ~825)	5	124 0	400	200	800	600	22.4	32.0	0.1	30

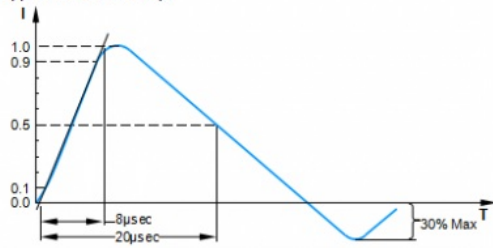
**Remark:** Voltage>33V, K is  $\pm 10\%$

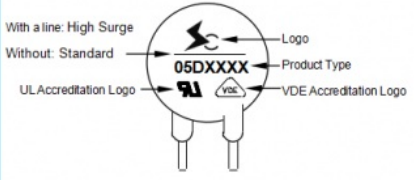


**Applications:**

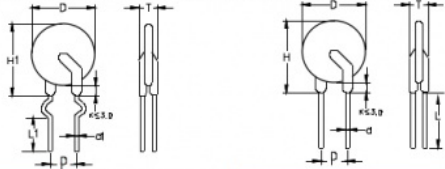
Power protection, Switches, POS machines, Lightning arresters, Building intercoms, Monitoring systems, Parking cards, Transmission systems,

<b>Material</b>	No Radioactive Material
<b>Operating Temperature</b>	-40 ~ +85
<b>Storage Temperature</b>	-55 ~ +125
<b>Body</b>	Nickel Plated
<b>Leads</b>	Tin Plated
<b>Devices with No lead</b>	Nickel Plated

Electrical Rating																														
Item	Test Condition / Description	Requirement																												
Maximum Allowable Voltage	The recommended maximum sine wave voltage (RMS) or the maximum DC voltage can be applied continuously.																													
Varistor Voltage	The voltage between two terminals with the specified measuring current 0.1mA DC applied is call Vb.																													
Maximum Clamping Voltage	The maximum voltage between two terminals with the specification standard impulse current. Applied waveform: 8/20µs 	To meet the specified value																												
Rated Wattage	The maximum average power that can be applied within the specified ambient temperature.																													
Energy	The maximum energy within the varistor voltage change of ±10% when one impulse of 10/1000µs. or 2 msec. is applied.																													
Withstanding Surge Current	The maximum current within the varistor voltage change of ±10% with the standard impulse current (8/20µsec.) applied one time																													
Varistor Voltage Temp. Coefficient	$\frac{V_b \text{ at } 20^\circ\text{C} - V_b \text{ at } 70^\circ\text{C}}{V_b \text{ at } 20^\circ\text{C}} \times \frac{1}{50} \times 100(\% / ^\circ\text{C})$	0.05% / °C max																												
Surge Life	The change of Vb shall be measured after the impulse listed below is applied 10,000 times continuously with the interval of ten seconds at room temperature. <table border="1" data-bbox="430 817 933 1064"> <thead> <tr> <th>Series</th> <th>Resistance Range</th> <th>Surge Current (8/20µs)</th> </tr> </thead> <tbody> <tr> <td rowspan="2">5D Series</td> <td>180K to 680K</td> <td>10A (8/20µs)</td> </tr> <tr> <td>820K to 751K</td> <td>20A (8/20µs)</td> </tr> <tr> <td rowspan="2">7D Series</td> <td>180K to 680K</td> <td>25A (8/20µs)</td> </tr> <tr> <td>820K to 821K</td> <td>50A (8/20µs)</td> </tr> <tr> <td rowspan="2">10D Series</td> <td>180K to 680K</td> <td>50A (8/20µs)</td> </tr> <tr> <td>820K to 112K</td> <td>100A (8/20µs)</td> </tr> <tr> <td rowspan="2">14D Series</td> <td>180K to 680K</td> <td>75A (8/20µs)</td> </tr> <tr> <td>820K to 182K</td> <td>150A (8/20µs)</td> </tr> <tr> <td rowspan="2">20D Series</td> <td>180K to 680K</td> <td>100A (8/20µs)</td> </tr> <tr> <td>820K to 182K</td> <td>200A (8/20µs)</td> </tr> </tbody> </table>	Series	Resistance Range	Surge Current (8/20µs)	5D Series	180K to 680K	10A (8/20µs)	820K to 751K	20A (8/20µs)	7D Series	180K to 680K	25A (8/20µs)	820K to 821K	50A (8/20µs)	10D Series	180K to 680K	50A (8/20µs)	820K to 112K	100A (8/20µs)	14D Series	180K to 680K	75A (8/20µs)	820K to 182K	150A (8/20µs)	20D Series	180K to 680K	100A (8/20µs)	820K to 182K	200A (8/20µs)	$\Delta V_b / V_b \leq \pm 10\%$
Series	Resistance Range	Surge Current (8/20µs)																												
5D Series	180K to 680K	10A (8/20µs)																												
	820K to 751K	20A (8/20µs)																												
7D Series	180K to 680K	25A (8/20µs)																												
	820K to 821K	50A (8/20µs)																												
10D Series	180K to 680K	50A (8/20µs)																												
	820K to 112K	100A (8/20µs)																												
14D Series	180K to 680K	75A (8/20µs)																												
	820K to 182K	150A (8/20µs)																												
20D Series	180K to 680K	100A (8/20µs)																												
	820K to 182K	200A (8/20µs)																												

Part Numbering	Part Marking
<p><b>05 D XXX K J</b></p> <ul style="list-style-type: none"> <li>J: High Surge, without: Standard</li> <li>Tolerance: K: ±10%, L: ±15%, M: ±20%</li> <li>Varistor Voltage</li> <li>Type: D: Disk, S: Square</li> <li>Element Diameter</li> </ul>	

Packaging Information			
Part Number	Quantity	Packaging Option	Packaging Specification
05DXXXXX	1000	Plastic bag	Bulk Pack

Package Dimensions Unit: mm																																																																																	
																																																																																	
<b>TABLE1</b>	<b>TABLE2</b>																																																																																
<table border="1"> <thead> <tr> <th>Symbol</th> <th>Dimensions</th> </tr> </thead> <tbody> <tr><td>H(max.)</td><td>9.0</td></tr> <tr><td>H1(max.)</td><td>9.0</td></tr> <tr><td>L(min.)</td><td>15.0</td></tr> <tr><td>L1(min.)</td><td>15.0</td></tr> <tr><td>D(max.)</td><td>7.0</td></tr> <tr><td>P(±0.8)</td><td>5.0</td></tr> <tr><td>T(max.)</td><td>TABLE2</td></tr> <tr><td>d(±0.05)</td><td>0.6</td></tr> <tr><td>d1(±0.05)</td><td>0.6</td></tr> </tbody> </table>	Symbol	Dimensions	H(max.)	9.0	H1(max.)	9.0	L(min.)	15.0	L1(min.)	15.0	D(max.)	7.0	P(±0.8)	5.0	T(max.)	TABLE2	d(±0.05)	0.6	d1(±0.05)	0.6	<table border="1"> <thead> <tr> <th>Model</th> <th>T(max.)</th> <th>Model</th> <th>T(max.)</th> </tr> </thead> <tbody> <tr><td>180K</td><td>4.5</td><td>221K</td><td>4.5</td></tr> <tr><td>220K</td><td>4.6</td><td>241K</td><td>4.6</td></tr> <tr><td>270K</td><td>4.7</td><td>271K</td><td>4.9</td></tr> <tr><td>330K</td><td>4.9</td><td>301K</td><td>5.0</td></tr> <tr><td>390K</td><td>4.8</td><td>331K</td><td>5.1</td></tr> <tr><td>470K</td><td>4.9</td><td>361K</td><td>5.2</td></tr> <tr><td>560K</td><td>5.0</td><td>391K</td><td>5.4</td></tr> <tr><td>680K</td><td>5.2</td><td>431K</td><td>5.7</td></tr> <tr><td>820K</td><td>4.1</td><td>471K</td><td>6.0</td></tr> <tr><td>101K</td><td>4.3</td><td>511K</td><td>6.2</td></tr> <tr><td>121K</td><td>4.5</td><td>561K</td><td>6.5</td></tr> <tr><td>151K</td><td>4.8</td><td>621K</td><td>6.4</td></tr> <tr><td>181K</td><td>4.3</td><td>681K</td><td>6.5</td></tr> <tr><td>201K</td><td>4.4</td><td>751K</td><td>6.5</td></tr> </tbody> </table>	Model	T(max.)	Model	T(max.)	180K	4.5	221K	4.5	220K	4.6	241K	4.6	270K	4.7	271K	4.9	330K	4.9	301K	5.0	390K	4.8	331K	5.1	470K	4.9	361K	5.2	560K	5.0	391K	5.4	680K	5.2	431K	5.7	820K	4.1	471K	6.0	101K	4.3	511K	6.2	121K	4.5	561K	6.5	151K	4.8	621K	6.4	181K	4.3	681K	6.5	201K	4.4	751K	6.5
Symbol	Dimensions																																																																																
H(max.)	9.0																																																																																
H1(max.)	9.0																																																																																
L(min.)	15.0																																																																																
L1(min.)	15.0																																																																																
D(max.)	7.0																																																																																
P(±0.8)	5.0																																																																																
T(max.)	TABLE2																																																																																
d(±0.05)	0.6																																																																																
d1(±0.05)	0.6																																																																																
Model	T(max.)	Model	T(max.)																																																																														
180K	4.5	221K	4.5																																																																														
220K	4.6	241K	4.6																																																																														
270K	4.7	271K	4.9																																																																														
330K	4.9	301K	5.0																																																																														
390K	4.8	331K	5.1																																																																														
470K	4.9	361K	5.2																																																																														
560K	5.0	391K	5.4																																																																														
680K	5.2	431K	5.7																																																																														
820K	4.1	471K	6.0																																																																														
101K	4.3	511K	6.2																																																																														
121K	4.5	561K	6.5																																																																														
151K	4.8	621K	6.4																																																																														
181K	4.3	681K	6.5																																																																														
201K	4.4	751K	6.5																																																																														

Please contact us freely if you have any questions or need more details.

 **Shenzhen Socay Electronics Co., Ltd.**

 +8618126201429

 [sylvia@socay.com](mailto:sylvia@socay.com)

 [socaydiode.com](http://socaydiode.com)

4/F, Block C, HeHengXing Science & Technology Park, 19 MinQing Road, LongHua District, Shenzhen City,  
GuangDong Province, China